

Priscian

0.1 Series

2011-02-06



© 2011 Christoph Schmidt

This work is licensed under the Creative Commons Attribution-ShareAlike 3.0 License.

To view a copy of this license, visit
<http://creativecommons.org/licenses/by-sa/3.0/legalcode>



Table of Contents

Introduction.....	3
Installation.....	4
Linux.....	4
Ubuntu.....	4
Other distributions.....	4
Latest sources.....	4
Windows.....	4
User Interface.....	5
Verbs.....	5
Tenses.....	5
Test.....	6
Search.....	7
About.....	7
Files.....	8
Executable.....	8
Data base.....	8
Icon.....	8
Configuration.....	8
Translations.....	8
Languages.....	9
Spanish.....	9

Introduction

Priscian is a cross-platform verb trainer to practice verb conjugations in several languages. This user's manual describes the functionality of the program, its installation and the installed files. It refers to the first release series of the program, the 0.1 series. The user interface and features will not be changed in a series, updates will only provide bug fixes and maybe new translations. Future series will add more languages and features.

Priscian supports currently only verbs from one language, Spanish, and is available for Linux and Windows. The program is released under the GNU General Public License.

The name comes from the Latin grammarian *Priscianus Caesariensis*.

For comments or bug reports please feel free to visit Priscian's web page <https://launchpad.net/priscian> or write an e-mail to priscianus.caesariensis@gmail.com.

Installation

Linux

Ubuntu

Ubuntu users (from 10.04 Lucid Lynx on) can use Priscian's PPA to get the latest version:

```
$ sudo add-apt-repository ppa:priscian/priscian-release
$ sudo apt-get update
$ sudo apt-get install priscian
```

To compile the latest source code yourself please see chapter “Latest sources”.

Other distributions

Please download the tarball of the latest release from Priscian's [home page](#) and compile it yourself¹:

```
$ tar xzf priscian-0.1.0.tar.gz
$ cd priscian
$ ./configure
$ make
# make install
```

Latest sources

To compile the latest (and maybe unstable) source code yourself, download it with [Bazaar](#)¹:

```
$ bzo co bzo+ssh://bazaar.launchpad.net/~priscian/priscian/trunk/
$ cd trunk
$ ./autogen.sh
$ make
# make install
```

Please note that Priscian is built on wxWidgets 2.8. So please make sure that wxWidgets are installed on your system (preferably version 2.8.10), both the runtime library as well as the development libraries (Unicode build).

Windows

Windows users please download the Windows installer *priscian-0.1.0.exe* from Priscian's home page at <https://launchpad.net/priscian>.

¹ The '#' prompt means that the command must be executed as root.

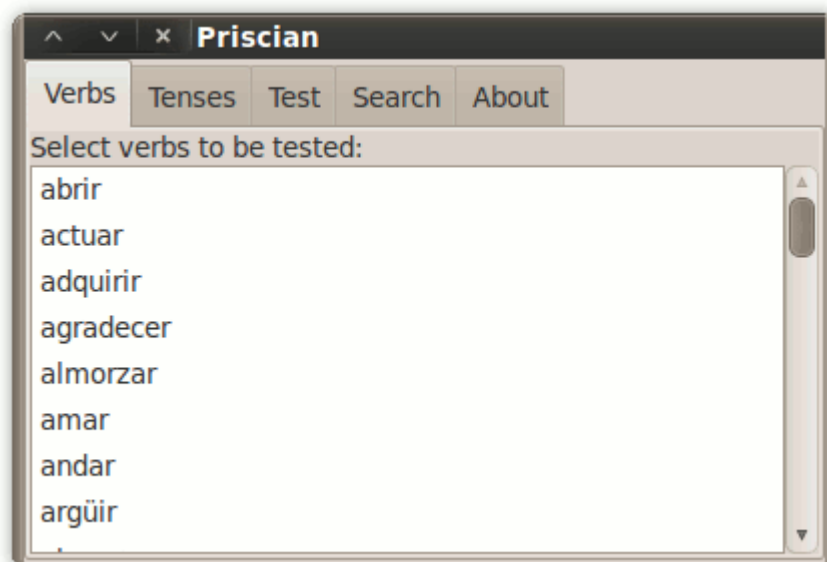
User Interface

Priscian's user interface is divided into five pages: *Verbs*, *Tenses*, *Test*, *Search* and *About*. The following chapters describe each page and its functionality.

The screenshots were taken on several Linux and Windows machines why the style differs a bit.

Verbs

The *Verbs* page lists all available verbs alphabetically sorted:



To run a test, at least one verb must have been selected from this list by clicking on it. Multiple verbs can be selected by either Control+click (which selects one verb a time) or Shift+click (which selects all verbs between two list elements).

To deselect a verb just Control+click on an already selected verb.

Tenses

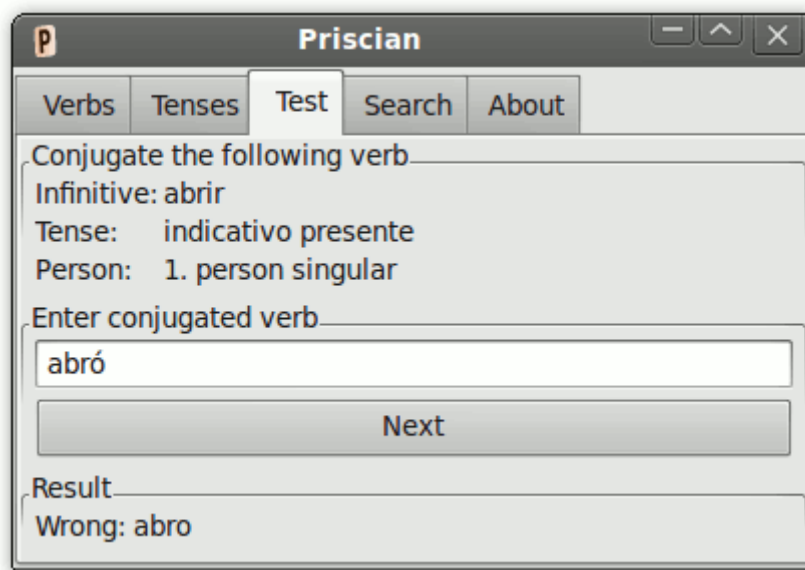
The *Tenses* page lists all available tenses alphabetically sorted. As with the *Verbs* page, at least one tense must have been selected from this list by clicking on it. Multiple tenses can be selected by either Control+click (which selects one tense a time) or Shift+click (which selects all tenses between two list elements).

To deselect a tense just Control+click on an already selected tense.



Test

On the *Test* page the user can test its knowledge of Spanish verb conjugations:



Before this page can be opened, at least one verb and one tense must have been selected on the *Verbs* page or the *Tenses* page respectively. If no verb and/or tense is selected, an info message appears and redirects the user to the corresponding *Verbs* or *Tenses* page.

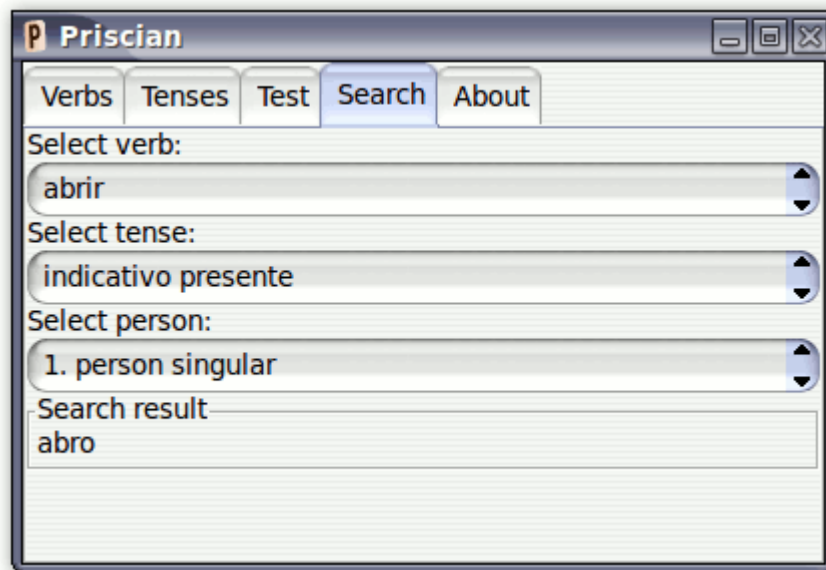
In the upper third of the page the infinitive, tense and person of the verb to be conjugated is displayed. The user must enter the conjugated verb in the entry box in the middle third of the page and click on *Check* or press *Enter*.

If the entered verb is correct, the next verb is selected and displayed in the upper third of the page. If the entered verb is incorrect, the correct conjugation is displayed in the lower

third and the *Check* button is renamed to *Next*. The user must now acknowledge the result by either clicking on *Next* or pressing *Enter*, which selects the next verb.

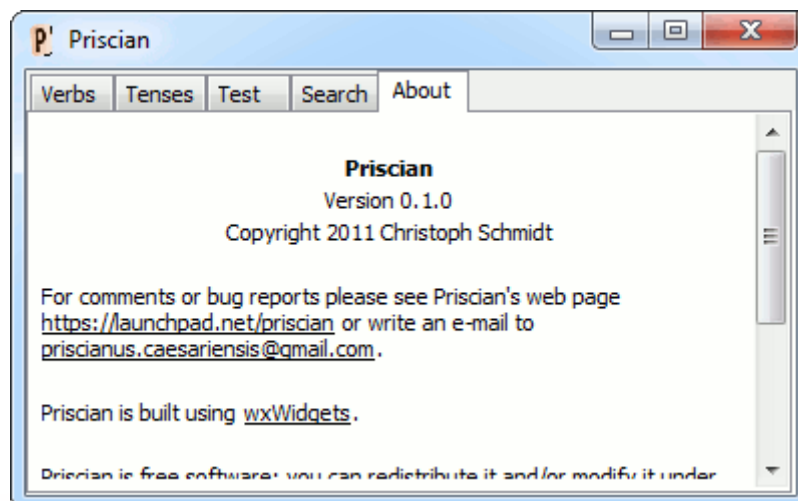
Search

The *Search* page lets the user searching for the conjugated form of a verb. The user can select the infinitive, tense and person of a verb and the program shows the conjugated form at the bottom of the page:



About

The *About* page shows some information about the program:



Files

This chapter describes the files which are copied on a computer during the installation of Priscian².

Executable

The executable is the actual program. Under Linux, it is normally installed into */usr/bin/priscian* and under Windows into *C:\Program Files\Priscian\priscian.exe*.

Data base

The data base contains all verb conjugations which are supported by Priscian. The file is named *languages* and can be found in */usr/share/priscian/* (Linux) or *C:\Program Files\Priscian* (Windows)³. The file is a ZIP archive which contains one XML file per language (i.e. currently one).

Icon

The icon file contains the Priscian logo. It can be found in */usr/share/priscian/priscian.xpm* (Linux) or *C:\Program Files\Priscian\priscian.ico* (Windows)³.

Configuration

The configuration file contains the current program settings, i.e. the selected verbs and tenses. It is located in *~/.priscian/priscian* (Linux) or *%APPDATA%\Priscian\priscian* (Windows). As the data base, it is also a ZIP archive containing a XML file.

Translations

All available translations of Priscian can be found in */usr/share/locale/<language>/LC_MESSAGES/priscian.mo* (Linux) or *C:\Program Files\Priscian\<language>\priscian.mo* (Windows)³, where *<language>* is a two or five letter string in *xx* or *xx_YY* format, where *xx* is ISO 639 code of language and *YY* is ISO 3166 code of the country.

Priscian does not use the Windows Registry.

² When building from source, Priscian is by default installed to */usr/local/* instead to */usr/*.

³ Under Windows it must be located in the same directory as the executable.

Languages

This chapter lists all languages which are currently supported by Priscian (i.e. Spanish) and the verbs which are used to test the conjugations. For each conjugation that exists in a language, one verb has been selected. The table below lists the verbs and the corresponding conjugations.

Spanish

The following verbs are used for Spanish conjugations:

Verb	Rule
abrir	Regular -ir
actuar	-u- → -ú-
adquirir	-i- → -ie-
agradecer	-c- → -zc- (before -a and -o)
almorzar	-o- → -ue- / -z- → -c- (before -e)
amar	Regular -ar
andar	Irregular
argüir	-u- → -uy- / -ü- → -u-
atacar	-c- → -qu- (before -e)
avergonzar	-go- → -güe- / -z- → -c-
averiguar	-gu- → -gü- (before -e)
beber	Regular -er
caber	Irregular
caer	Irregular
cojer	-g- → -j- (before -a and -o)
condicir	-c- → -zc- (before -a and -o) / -c- → -j-
conocer	-c- → -zc- (before -a and -o)
costar	-o- → -ue-
cruzar	-z- → -c- (before -e)
dar	Irregular
decir	-e- → -i- / -ec- → -ig-, -ij-

Verb	Rule
discernir	-e- → -ie-
distinguir	-gu- → -g- (before -a and -o)
dormir	-o- → -ue-, -u-
eligir	-e- → -i- / -g- → -j- (before -a and -o)
empezar	-e- → -ie- / -z- → -c- (before -e)
enviar	-i- → -í-
erguir	Irregular
estar	Irregular
exigir	-g- → -j- (before -a and -o)
hacer	Irregular
huir	-u- → -uy-
ir	Irregular
jugar	-u- → -ue- / -g- → -gu- (before -e)
lucir	-c- → -zc- (before -a and -o)
mover	-o- → -ue-
nacer	-c- → -zc- (before -a and -o)
negar	-e- → -ie- / -g- → -gu- (before -e)
oír	+ -ig- / -i- → -y-
oler	o- → hue-
pagar	-g- / -gu- (before -e)
pedir	-e- → -i-
pensar	-e- → -ie-
perder	-e- → -ie-
placer	-c- → -zc- (before -a and -o)
poder	-o- → -ue-, -u-
poner	Irregular
poseer	-i- → -y- (between two vowels)
prohibir	-i- → -í-

Verb	Rule
querer	Irregular
rehusar	-u- → -ú-
reír	Irregular
reñir	-e- → -i-
rogar	-o- → -ue- / -g- → -gu- (before -e)
saber	Irregular
salir	-l- → -lg-
satisfacer	Irregular
seguir	-e- → -i- / -gu- → -g- (before -a and -o)
sentir	-e- → -ie-, -i-
ser	Irregular
soler	-o- → -ue-
tener	Irregular
torcer	-o- → -ue- / -c- → -z- (before -a and -o)
traer	Irregular
valer	-l- → -lg-
vencer	-c- → -z- (before -a and -o)
venir	Irregular
ver	Irregular
volcar	-o- → -ue- / -c- → -qu- (before -e)
yacer	-c- → -zg-, -zc- (before -a and -o)
zurcir	-c- → -z- (before -a and -o)